



1308 Stainless Steel, cake stand

Show off your beautifully crafted cakes, pies, cupcakes, and more with this stainless steel cake stand! This sleek, eye-catching cake stand provides a full view of your baked goods and is ideal for any bakery, restaurant, or food presentation.

Product Features:

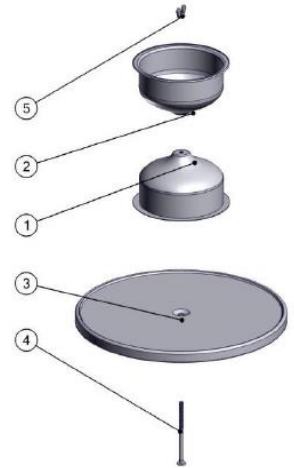
Available in Stainless Steel Only

Fits Standard Sized Cakes/Pies

Dimensions: 12DIAx7H

Table of contents:

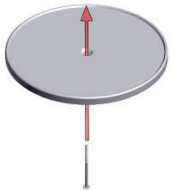
Description	Assembly ID	Quantity
Bowl 1	1	1
Bowl 2	2	1
Stainless steel tray	3	1
4.125 x 1/4-20 Screw	4	1
1/4-20 Wing nut	5	1



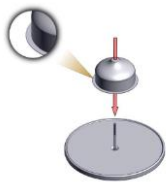
Assembly instructions:



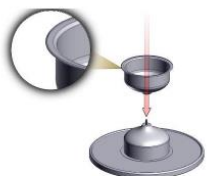
Before you start please read carefully and make sure all the pieces are accounted for, also, please use a flat protective surface so that the piece is not scratched during the assembly process.



1. Insert the screw [4] into the Stainless steel tray [3], please use the display side of the tray towards the bottom.




2. While the screw is straight please take bowl 1 [1] with the flat edge and place the open side towards the tray, make sure the screw comes out of the aperture on the narrow side of the bowl.



3. Take bowl 2 [2] on the narrow side and insert it into the screw [4] coming out of the other bowl already in place.

4. Place the wing nut into the opening in bowl 2 [2] and into the screw [4] and tighten turning the wing nut clockwise.



5.. Once all the pieces are securely tighten turn the piece upside down and the stand is ready for it use.

